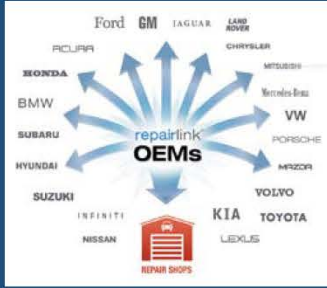
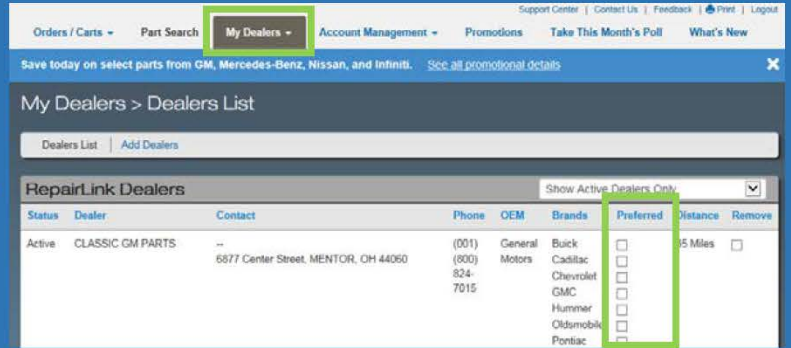


RepairLinkShop.com Tips & Tricks

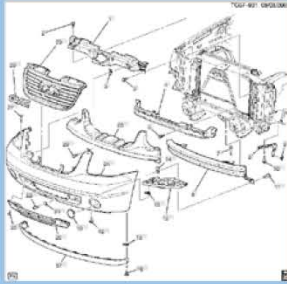
Don't forget! RepairLink has parts availability from 20+ OEMs



Add dealers and make them preferred



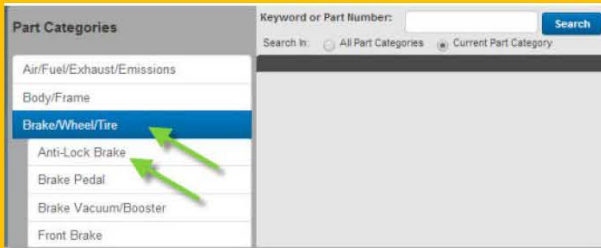
If you click on a part and it says "Contact your dealer," it's a non-repairable part



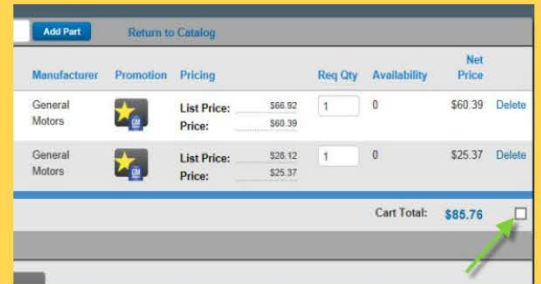
Do a targeted search by part number with VIN or Year/Make/Model



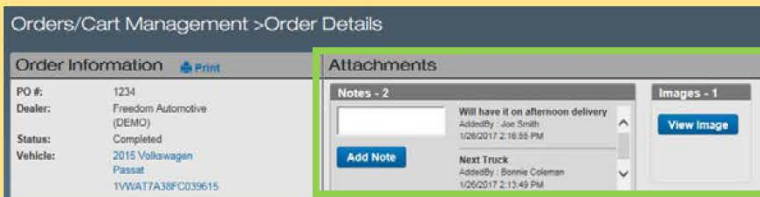
Narrow your search using *Parts Categories* then *Keyword Search*



Show a customer List Price only by clicking on box next to your cart total in your shopping cart



Attach notes and images to your order. This alleviates confusion between you and your dealer on parts you're looking for.



Check your order status on the main overview page



Don't be afraid to contact your dealer directly if you have questions about an order or if you don't see their pricing.



Have more questions? The Support Center in RepairLinkShop has your answer.